


## ROTARY PLOW

*for use with AGM and WPM plow folding equipment*




### Rotary Plow Assembly

For use with AGM and WPM plow folding equipment with a 4.187" OD support roller.

- 4.187" support roller OD.
- 3.5" OD double beveled rotary plow puck designed to greatly reduce gusseting, cracking, wrinkling and marking on most paper stocks.
- Precision machined and supplied with high-quality, double sealed low friction bearings to meet or exceed OEM specifications.
- Compare to WPM part# B50036.

RP-01

*Call for  
Pricing*




RP-02B

*Call for  
Pricing*

### 3.5" Diameter Plow Puck

**Standard** replacement plow puck for use with AGM and WPM rotary plows.

- Precision machined and supplied with high-quality, double sealed low friction bearings to meet or exceed OEM specifications.
- Double beveled which greatly reduces gusseting, cracking, wrinkling and marking on most paper stocks.
- Compare to WPM part# B60104.



RP-02A

*Call for  
Pricing*

### 4.25" Diameter Plow Puck

Large diameter replacement plow puck for use with AGM and WPM rotary plows.

- Precision machined and supplied with high-quality, double sealed low friction bearings to meet or exceed OEM specifications.
- Single beveled which greatly reduces gusseting, cracking, wrinkling and marking on **heavier** paper stocks.

## WALT POWLEY INLINE, INC.

12006 Spaulding School Drive ■ Unit 105  
Plainfield ■ IL ■ 60585 ■ USA  
phone (815) 609-5544 ■ fax (815) 577-7106  
parts@waltpowleyinline.com

**WaltPowleyInLineInc.com**

## ROTARY PLOW REPLACEMENT PARTS

*for use with AGM and WPM inline plow folding equipment*



**Bearing**

Bearing for use with AGM and WPM rotary plows.

Double rubber sealed low friction bearing meets or exceeds OEM specifications.

**BB-50036**

*Call for Pricing*



**Bearing Spacer**

Bearing spacer for use with AGM and WPM rotary plows.

Positioned between the rotary plow puck and internal mounting bracket.

**BS-50036**

*Call for Pricing*



**Internal Plow Puck Mounting Bracket**

Internal plow puck mounting bracket for use with AGM and WPM rotary plows.

**H-50036**

*Call for Pricing*




**Shoulder Mounting Bolt**

Shoulder mounting bolt for use with AGM and WPM rotary plows.

Used to mount plow puck to rotary plow assembly.

**MB-50036**

*Call for Pricing*



**Internal Bearing Post**

Internal bearing post for use with AGM and WPM rotary plows.

**P-50036**

*Call for Pricing*

**CALL  
(815) 609-5544**

to order or to request  
a complete catalog  
of pressroom products

All items are stocked  
and available for  
immediate shipment

**WALT POWLEY INLINE, INC.**

12006 Spaulding School Drive ■ Unit 105  
Plainfield ■ IL ■ 60585 ■ USA  
phone (815) 609-5544 ■ fax (815) 577-7106  
parts@waltpowleyinline.com

**WaltPowleyInLineInc.com**