



Walt Powley Inline, Inc.



12006 Spaulding School Drive - Unit #105
Plainfield, IL 60585 USA
Phone: 815.609.5544
Fax: 815.577.7106
paperbender@worldnet.att.net

Plow Shoe Order Form

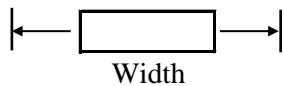
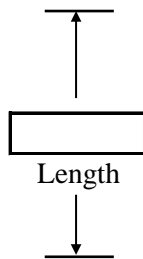
Date: _____
Company: _____
Contact: _____
Phone #: _____
Fax #: _____
P.O. #: _____

- Bore Size - 1.25" (31.75 mm)
- Solid Steel Construction

*** Please allow 3 - 4 weeks to manufacture.**

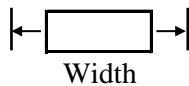
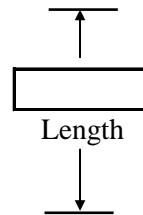

Quantity:

Left Hand



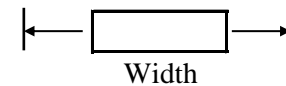
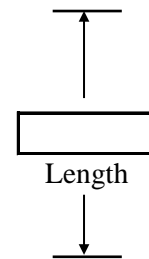
Quantity:

Center Post



Quantity:

Right Hand



* Note: Length measurement is from Post to end of shoe.